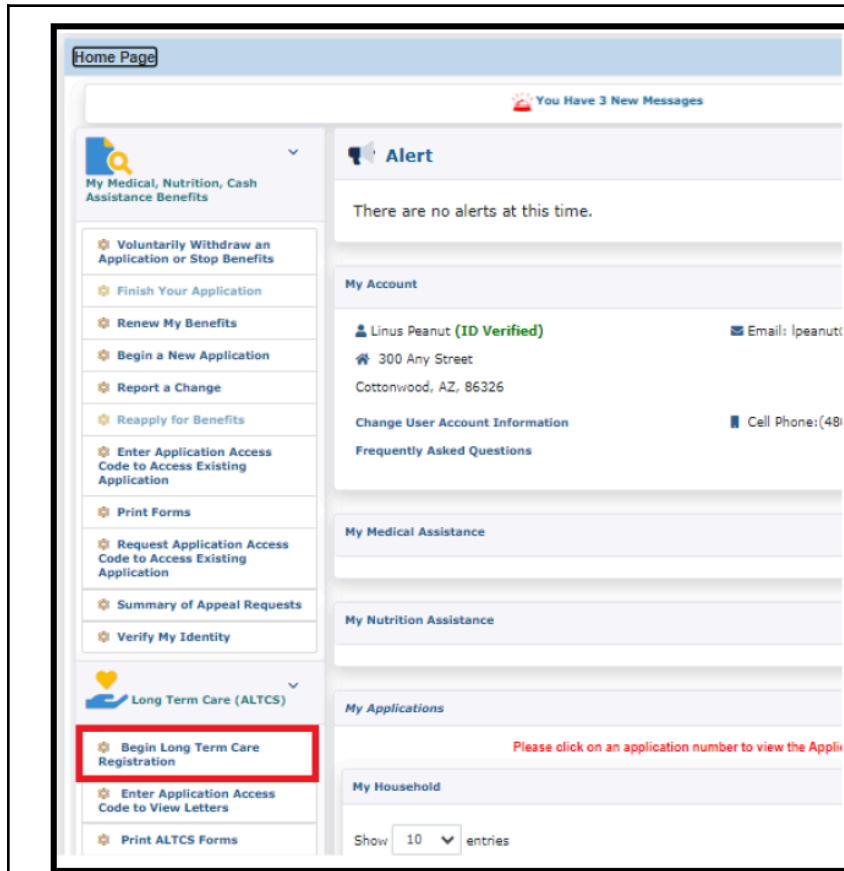
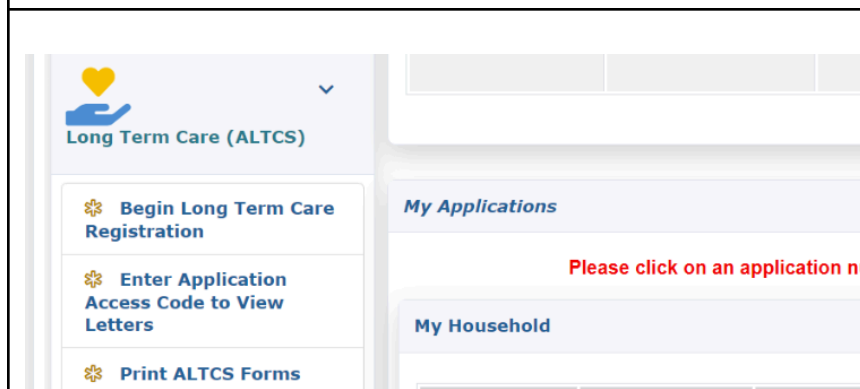


How to Register an Application for Arizona Long Term Care System in Health-e-Arizona Plus



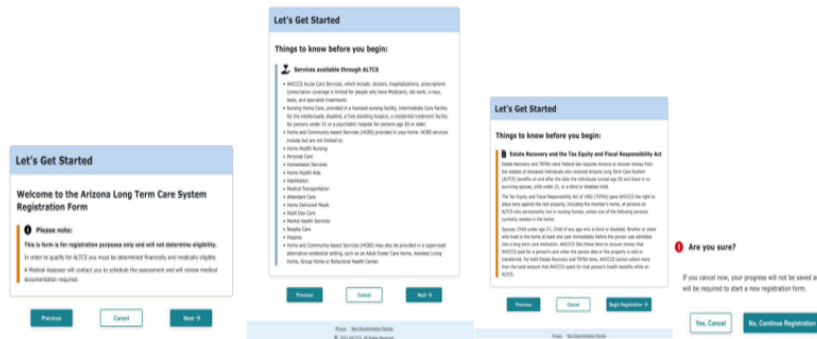
If you have already created an account, log in to [Health-e-Arizona Plus](#) to begin the registration on the Home Page.

If you do not have an account, you may create one in Health-e-Arizona Plus. See [How to Create an Account](#) for instructions.



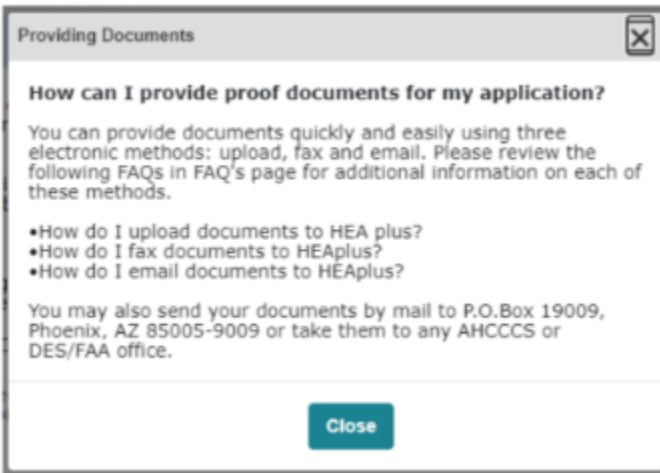
Under the “My Medical, Nutrition, Cash Assistance Benefits” column, choose the Long Term Care dropdown and select: “Begin My Long Term Care Registration” to start the process.

Lets Get Started page.



Read through the “Lets Get Started” pages and follow the prompts to enter the registration information. It will be necessary to provide at least the customer’s name, date of birth, gender, and home and mailing address.

NOTE: You will not be able to save and go back later. If you do not make an entry for 15 minutes you will be timed out and will need to re-register. Once you submit your registration, you can return to the dashboard.



How can I provide forms for my application?

You can provide documents quickly and easily using three electronic methods: upload, fax, or email using your application number for reference.

The following forms are needed and can be submitted electronically after registration:

- A signed DE-200 Release of Information Authorization
- A signed DE-112 Authorized Representative if someone is helping you with the application process

Print Forms

You may have been asked to send one or more of these forms with your application or the eligibility worker may have asked you to provide the form. Only print the forms that you have been asked to provide.

Step 1: Find the form on the list and click on the Form Name to open it. Click on the column headings to sort the forms by Form Name or Form Number.

Step 2: Print the form.

Step 3: Complete the form by following the instructions provided on the form or by your eligibility worker. Some forms may only need a signature.

Step 4: Give the form to DES or AHCCCS using the instructions in [Providing Documents](#)

All forms are in PDF format. You will need Adobe Acrobat Reader to view and print the forms. Adobe Acrobat Reader may be downloaded for free from <http://www.adobe.com/products/acrobat/readstep2.html>

Search:

Form Name	Form Number	About This Form
ABAWD Participation	FAA-1530A	Arizona has a 3-month time limit for Able Bodied Adults

Print Forms

You may have been asked to send one or more of these forms with your application or the eligibility worker may have asked you to provide the form. Only print the forms that you have been asked to provide.

Step 1: Find the form on the list and click on the Form Name to open it. Click on the column headings to sort the forms by Form Name or Form Number.

Step 2: Print the form.

Step 3: Complete the form by following the instructions provided on the form or by your eligibility worker. Some forms may only need a signature.

Step 4: Give the form to DES or AHCCCS using the instructions in [Providing Documents](#)

All forms are in PDF format. You will need Adobe Acrobat Reader to view and print the forms. Adobe Acrobat Reader may be downloaded for free from <http://www.adobe.com/products/acrobat/readstep2.html>

Search:

Form Name	Form Number	About This Form
ABAWD Participation	FAA-1530A	Arizona has a 3-month time limit for Able Bodied Adults

Additional forms may be required after the financial interview.

To print or download informational forms, click on the [Print ALTCS Forms](#) (link) to find the following:

- What is the ALTCS Method of Service and Delivery?
- ALTCS Application Process
- Filing an Application for ALTCS
- Estate Recovery
- ALTCS Policies on Community Spouse
- ALTCS Transfer Policies
- ALTCS Policies on Special Treatment Trusts
- Calculating the Amount You Must Pay for Your Long Term Care (Non-Community Spouse)
- Calculating the Amount You Must Pay for Your

Long Term Care (Community Spouse)

If you have questions, need help, or want to register an application by phone, contact Arizona Long Term Care System (ALTCS).

Call (toll-free): 888-621-6880.

Application Number	Customer(s) Name	Status	View
2023000012345	Johnathan Doe	Submitted Completed (Processed)	Provide Documents ALTCS Registration Summary Letters and Request for Information Next Steps

Select Next Steps to see what to expect after registration.

Once the application has been registered in HEAplus, you will be contacted by a financial worker and a medical worker to conduct interviews and complete the application process.